

On August 4th, 2020, a new restriction on diisocyanates was published in the Official Journal of the European Union (2020/1149). The aim of this new EU Regulation is to enhance the protection of workers and to ensure the application of best practices across the EU in terms of health and safety. It targets respiratory and dermal sensitisation that can potentially (in case of improper use) be caused by diisocyanates and requires new minimum training prior to the use of diisocyanates and mixtures containing diisocyanates. Polyurethane (PU) products are based on diisocyanates chemistry therefore this Restriction is especially relevant for industrial and professional users of those products.

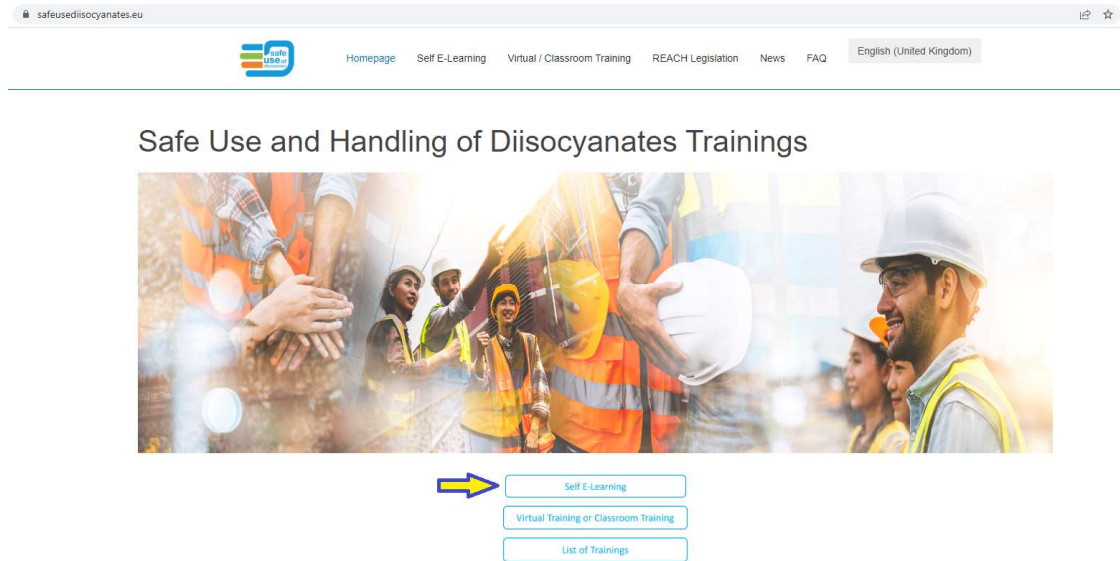
Mandatory training for operators

By August 24th 2023, there will be a legal requirement for professional and industrial users to be trained and certified in how to handle products containing diisocyanates safely. This will apply to the use of Polyurethanes with a total monomeric diisocyanate concentration above 0.1% by weight. The type of training will depend on the risk level of the application. Three risk levels (general, intermediate and advanced) have been defined, mainly based on toxicity hazards of products supplied and risk of exposure during use. Training must be renewed at least every five years.

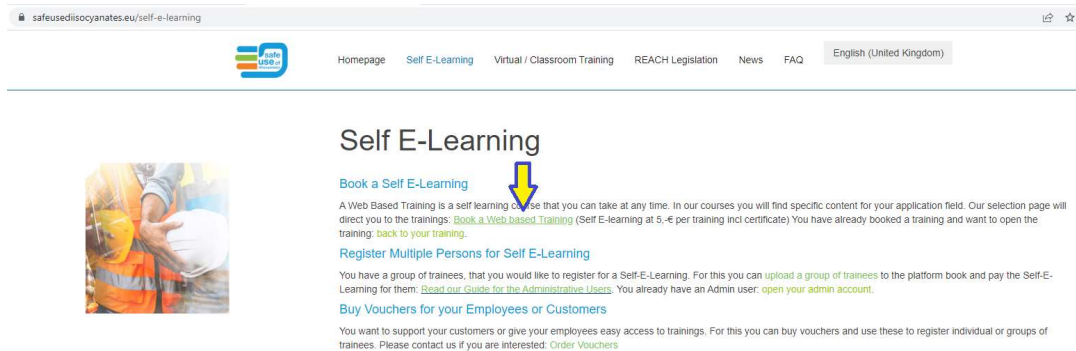
Training material provided by the FEICA

Our EU association, FEICA, in coordination with ISOPA and ALIPA, the diisocyanate manufacturers' industry associations, has prepared a comprehensive package of training materials for use by its members and by adhesive or sealant end users. The PU Training Platform (e-learning) can be accessed via www.safeusediisocyanates.eu and is accessible across the EU.

This document aims to guide customers of The Glue People through the process of accessing this training portal. On the portal page click the button for 'Self E-Learning'.



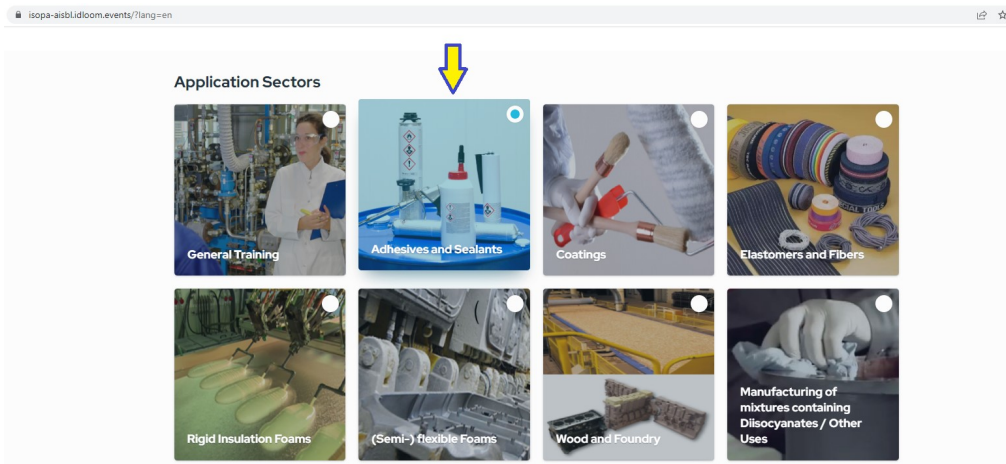
Then click the link 'Book a Web Based Training'



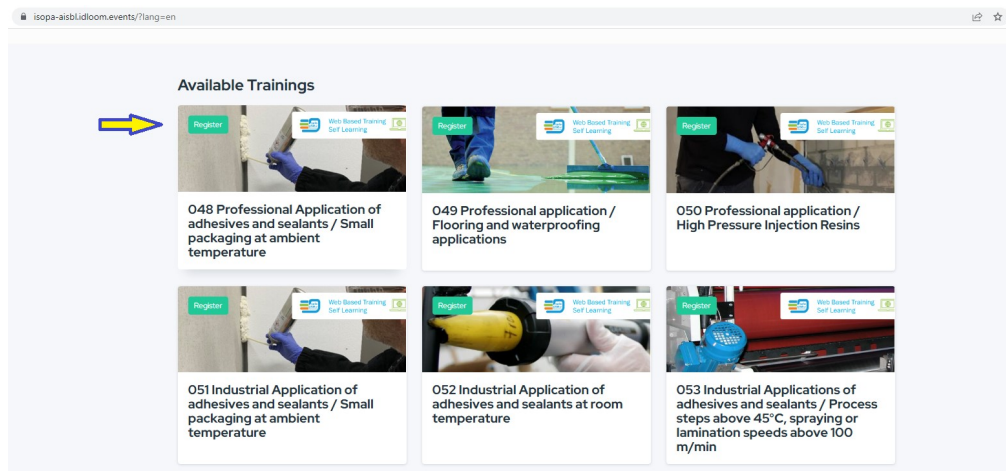
This link will direct your browser to <https://isopa-aisbl.idloom.events/?lang=en> where you can register for individual training modules. A voucher code allows users to access training modules specific to adhesives & sealants free of charge. This voucher code is relevant to the following training modules. If there is not a module specific to your application then users should be directed to Module 048.

Section	Title	Training
Adhesives and sealants	Professional Application of adhesives and sealants / Small packaging at ambient temperature	T-048
Adhesives and sealants	Professional application / Flooring and waterproofing applications	T-049
Adhesives and sealants	Professional application / High Pressure Injection Resins	T-050
Adhesives and sealants	Industrial Application of adhesives and sealants / Small packaging at ambient temperature	T-051
	Industrial Application of adhesives and sealants at room temperature	T-052
	Industrial Applications of adhesives and sealants / Process steps above 45°C, spraying or lamination speeds above 100 m/min	T-053
	Industrial application of adhesives and sealants - Maintenance and Repair of equipment	T-054

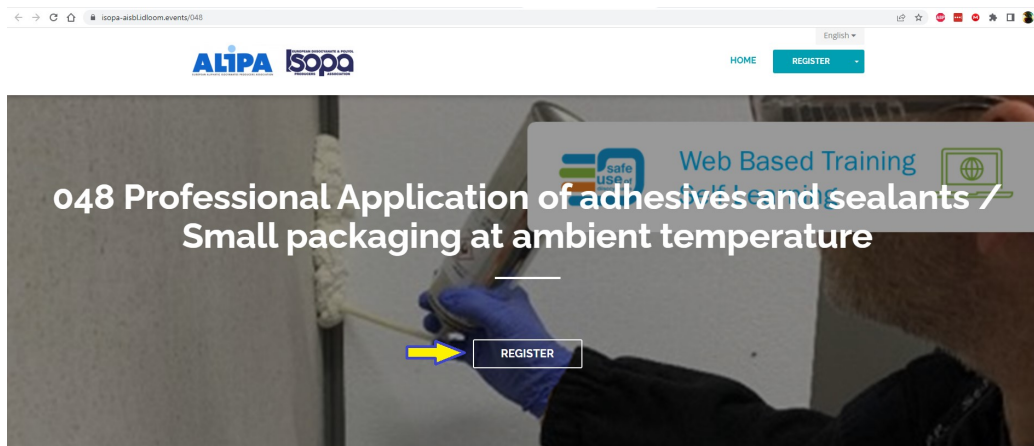
On the following page select 'Adhesives and Sealants' from the Application Sectors grid.



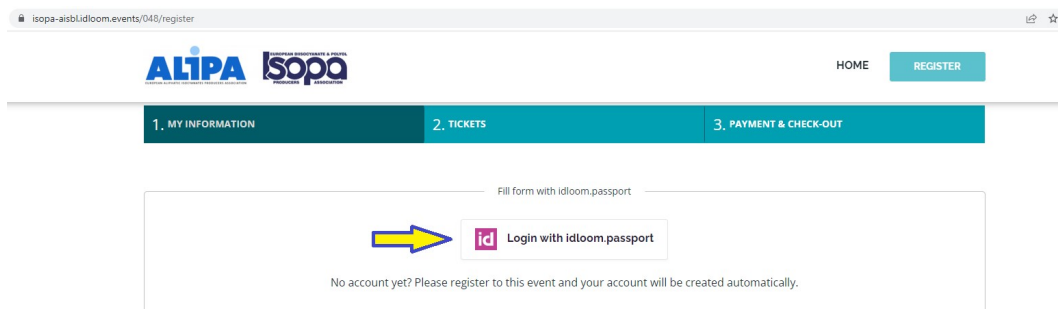
Then scroll down to see the training modules relevant to this sector and click on the module you would like to register for.



Click the 'Register' button on the following page.



Login to your idloom passport if you have previously registered, otherwise enter information into all of the required fields.



Note: Logging in with an idloom passport at this stage allows the user to register additional people for the training module.

The screenshot shows a web browser at the URL `isopa-aisbl.idloom.events/048/register`. The page header includes the ALIPA and Isopa logos, a 'HOME' link, and a 'REGISTER' button. A progress bar at the top indicates three steps: '1. MY INFORMATION', '2. TICKETS', and '3. PAYMENT & CHECK-OUT'. The main content area shows the user is logged in with a passport for 'Jon Potts', with email '@thegluepeople.co.uk' and company 'Trade Grade Products Ltd'. There are 'SWITCH PASSPORT' and 'LOGOUT' buttons. Below this, there are radio buttons for 'I am registering', 'myself', and 'someone else', with a yellow arrow pointing to the 'someone else' option.

Once all of the required fields have been completed, tick the boxes to confirm the terms & conditions and the GDPR statement, then click Next to continue.

The screenshot shows two checkboxes, both of which are checked: 'I accept the Terms and Conditions' and 'I accept the privacy & GDPR policy'. A 'NEXT' button is located at the bottom right of the form.

On the following screen, enter the voucher code **FEICA_21_G** to zero the cost of the relevant training module and then click Next to complete the registration.

The screenshot shows the '2. TICKETS' step of the registration process. Under 'REGISTRATION FEES', the 'Price per person (€5.00)' option is selected. Under 'COUPON', the code 'FEICA_21_G' is entered in a text box, with a yellow arrow pointing to the input field. Below the coupon code, it says 'FEICA_21_G (-100% on selected items)'. A summary table shows: 'FEICA_21_G (-100% on selected items) -€5.00' and 'TOTAL PRICE Tax/VAT excl. €0.00'. 'PREVIOUS' and 'NEXT' buttons are at the bottom.

Once the order is confirmed you will receive an email with a link finalise the creation of your idloom passport by creating a password.

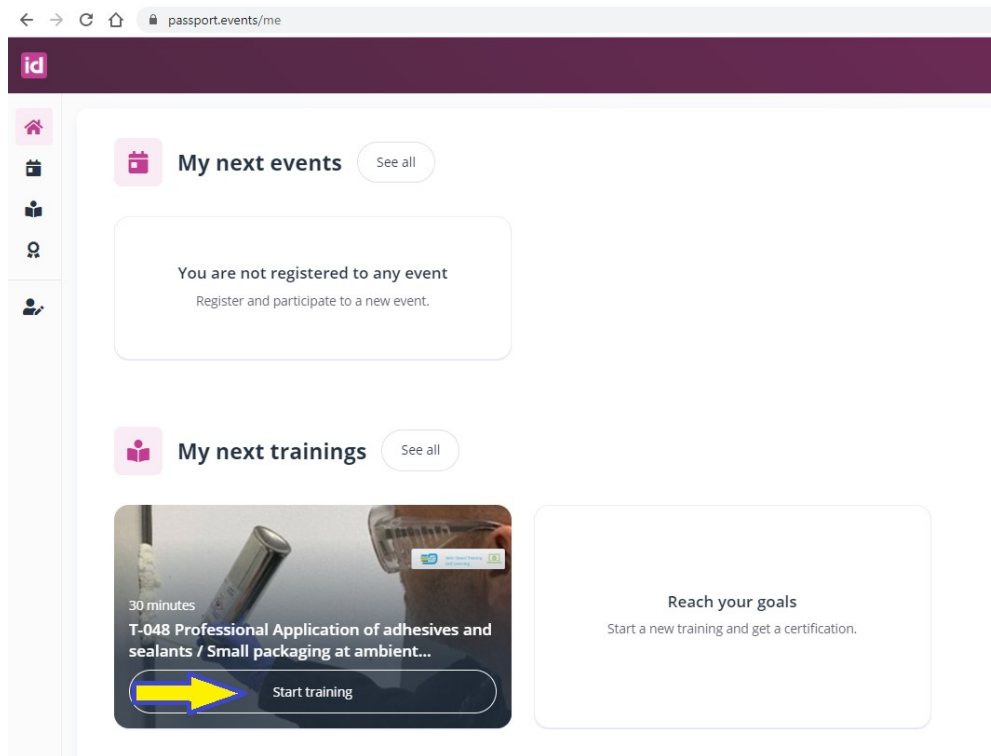
The screenshot shows a web browser at the URL `isopa-aisbl.idloom.events/048/63bfe6cb870f5/thankyoufree#msg`. The page header includes the ALIPA and Isopa logos, a 'HOME' link, and a 'REGISTER' button. The main content area features the heading 'REGISTRATION CONFIRMED'.

REGISTRATION CONFIRMED

Thank you for your registration !
Your booking has been confirmed. You will receive a confirmation email in your mailbox shortly.
We're looking forward to seeing you at the event!

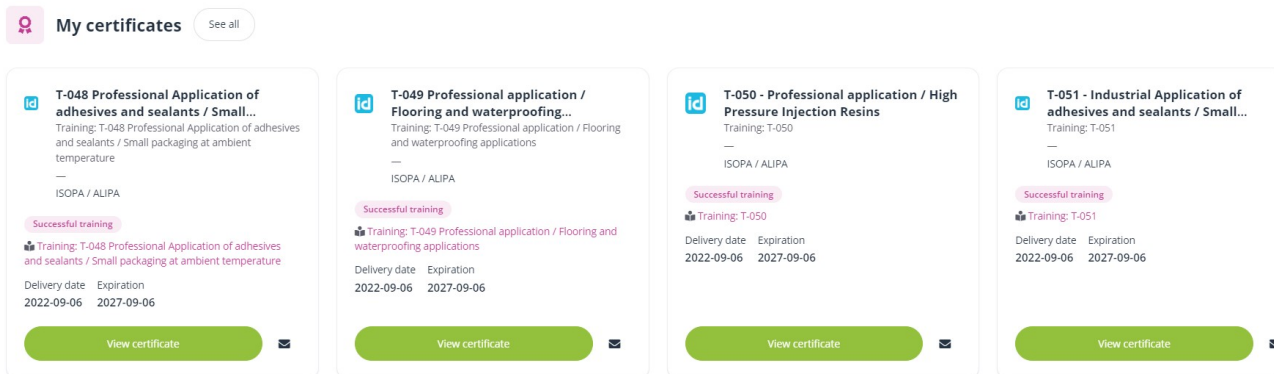
Click the link in the email and enter a password. The password should be a minimum of 8 letters and should contain at least one upper case character, one number and a symbol e.g. exclamation mark.

Once a password is created to finalise the passport; the user will be directed to <https://passport.events/me> where they can access any training module(s) they are registered on.



Users can now begin the training. Each module consists of a 10-15 minute video followed by a short quiz on the contents of that video. If a person does not answer enough questions correctly to complete the quiz, they are able to immediately re-watch the video or re-take the quiz.

Once completed; certificates for each training module are also available from the same page.



Using an Admin Account to bulk register multiple users for training.

A guide to using an admin account to register multiple employees for training can be viewed [HERE](#).